



CSE

1Q2026 Interim Business Update


14 May 2026

Disclaimer

The information contained in this presentation has not been independently verified. The Company assumes no responsibility or liability whatsoever (in negligence or otherwise) for, the accuracy or completeness of, or any errors or omissions in, any information or opinions contained herein nor for any loss howsoever arising, whether directly or indirectly, from any use, reliance or distribution of this presentation or its contents or otherwise arising in connection with this presentation. It is not the intention to provide, and you may not rely on this presentation as providing a fair, accurate, complete or comprehensive analysis of all material information concerning the Company, or the Company's financial or trading position or prospects. The information and opinions contained in this presentation are provided as at the date of this presentation and are subject to change without notice.

This presentation contains projections and forward-looking statements that reflect the Company's current views with respect to future events and financial performance. These views are based on estimates and current assumptions which are subject to business, economic and competitive uncertainties and contingencies as well as various risks and these may change over time and in many cases are outside the control of the Company and its directors. You are cautioned not to place undue reliance on these forward looking statements, which are based on the current view of the management of the Company on future events. No assurance can be given that future events will occur, that projections will be achieved, or that the Company's assumptions are correct.

- 1 **1Q2026 Financial Performance**
- 2 **Business Overview**
- 3 **FY2026 Key Strategies**
- 4 **FY2026 Outlook**



Financial Performance in 1Q2026

- **Revenue increased 29.1% year-on-year to S\$265.2m** due to:
 - Electrification: +S\$48.8m (+50.1%)
 - Revenue recognised from major contracts secured in the Americas region within the data centre market.
 - Communications: +S\$10.7m (+18.5%)
 - Revenue contribution from Australia & New Zealand operations (+S\$9.4m)
 - Revenue from a newly acquired subsidiary (+S\$4.7m)
 - Automation: +S\$0.3m (+0.5%)
 - Revenue remained relatively stable at S\$50.3m
- **Order intake increased by 74.6% to S\$271.2m** attributed to:
 - Electrification: +S\$141.7m (+393.0%)
 - Largely driven by stronger demand from the data centre market, in line with the Group's strategic focus on expanding its presence in the data centre sector
 - Communications: +S\$13.3m (+20.8%)
 - Mainly attributable to contributions from recent acquisitions, which have expanded the segment's geographic footprint and market presence in the USA
 - Automation: -S\$39.2m (-70.4%)
 - Absence of greenfield orders in the Energy sector that were received in 1Q2025 but not repeated in 1Q2026
- **Healthy order book of S\$716.0m as at 31 March 2026**

Revenue

S\$265.2m

▲ 29.1%

Order Intake

S\$271.2m

▲ 74.6%

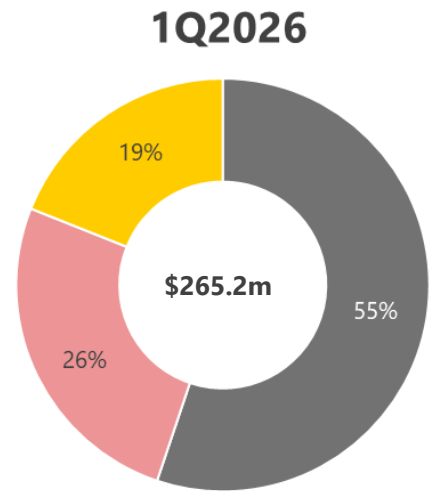
Order Book

S\$716.0m

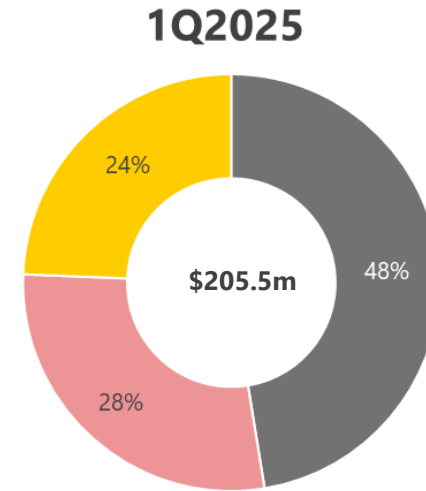
▲ 16.2%

1Q2026: Revenue Breakdown By Business Segment

S\$ million	1Q2026	1Q2025	YoY %
Electrification	146.3	97.5	50.1%
Communications	68.6	57.9	18.5%
Automation	50.3	50.1	0.5%
Total	265.2	205.5	29.1%



■ Electrification ■ Communications ■ Automation

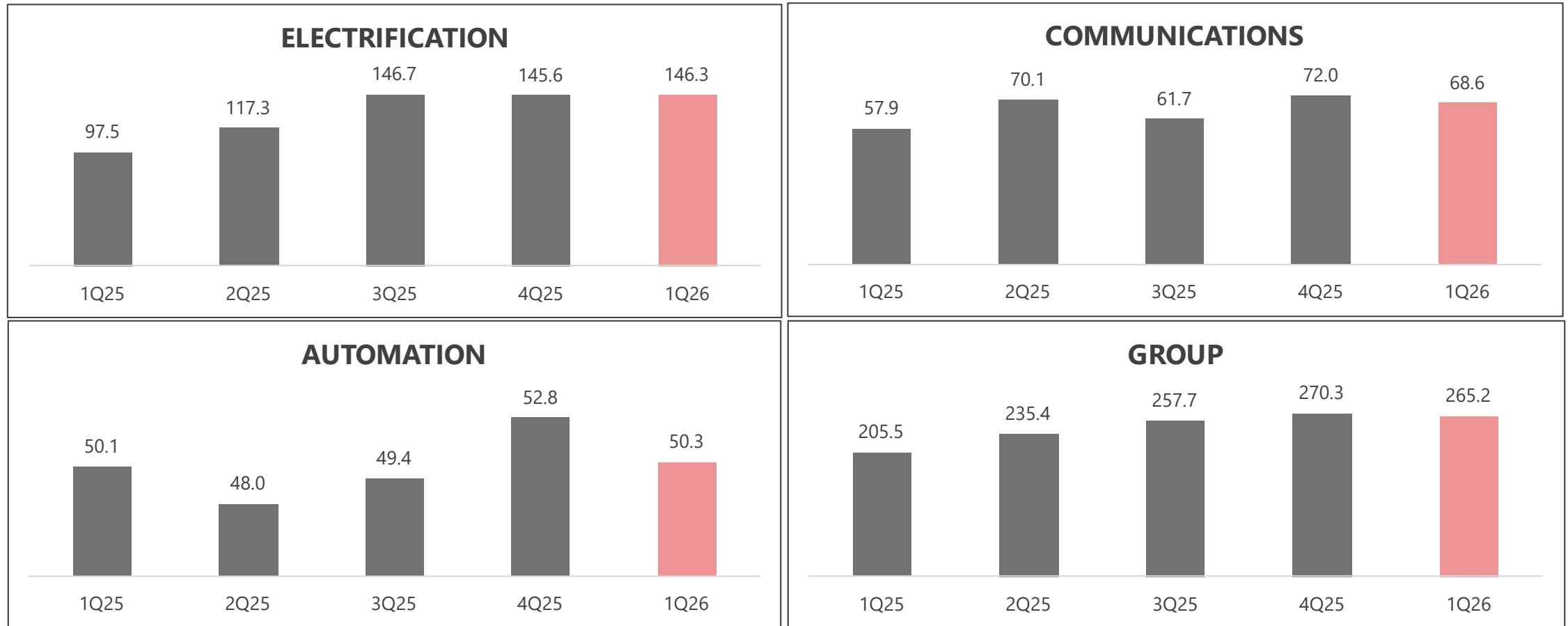


■ Electrification ■ Communications ■ Automation

Quarterly Revenue Trends by Business Segment

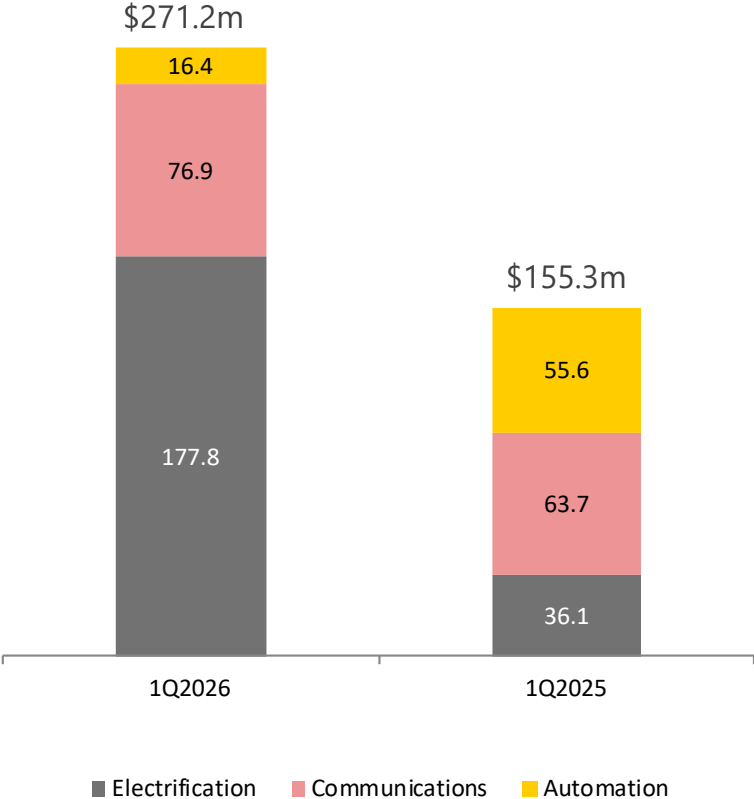
By Business, Q-o-Q

(S\$ million)

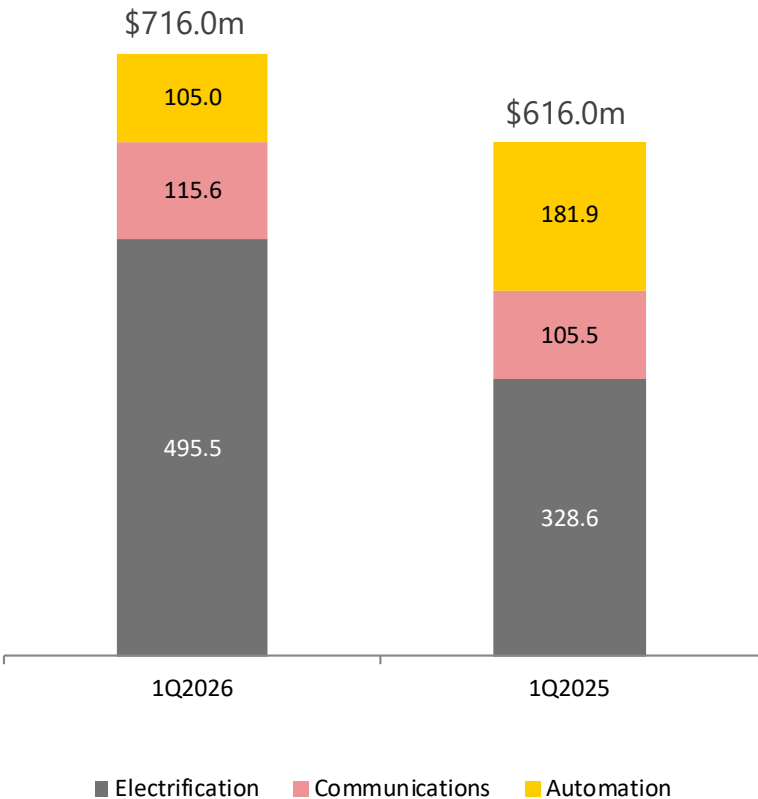


1Q2026 Order Intake/Book By Business Segments

Order Intake



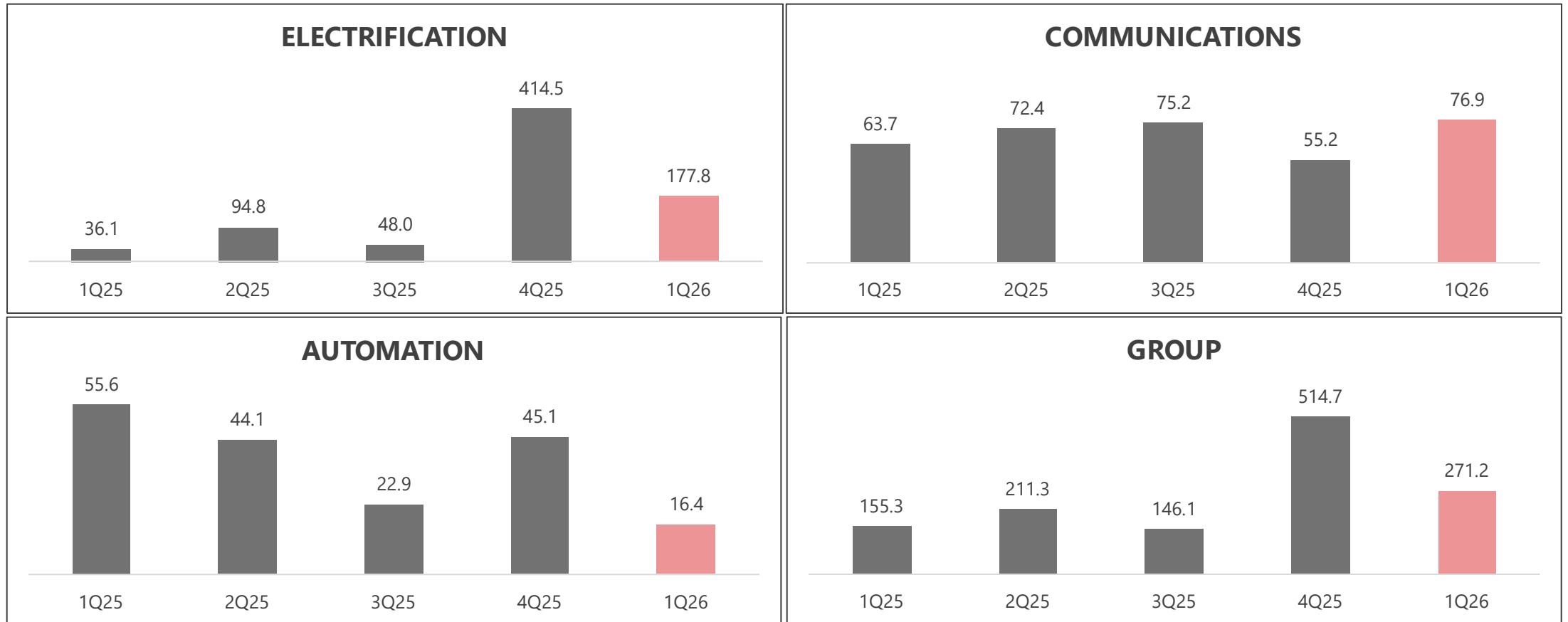
Order Book



Order Intake by Business Segment

By Business, Q-o-Q

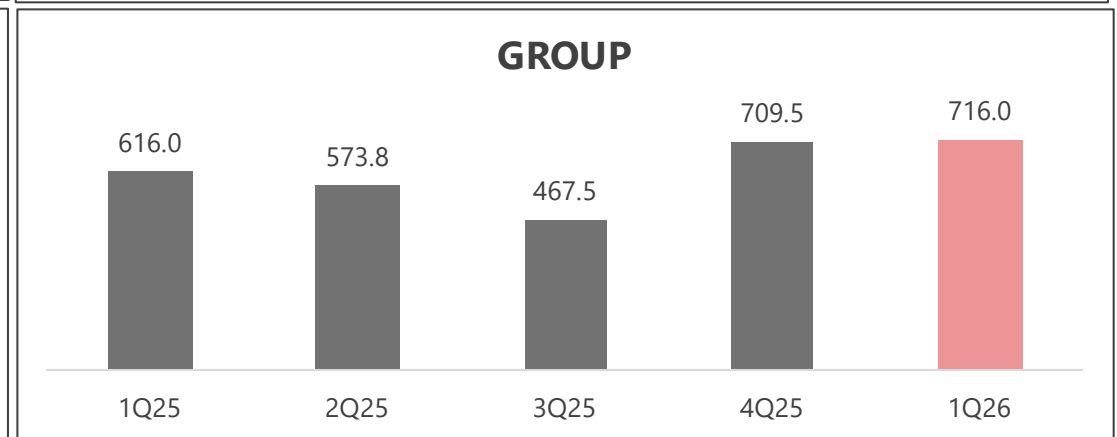
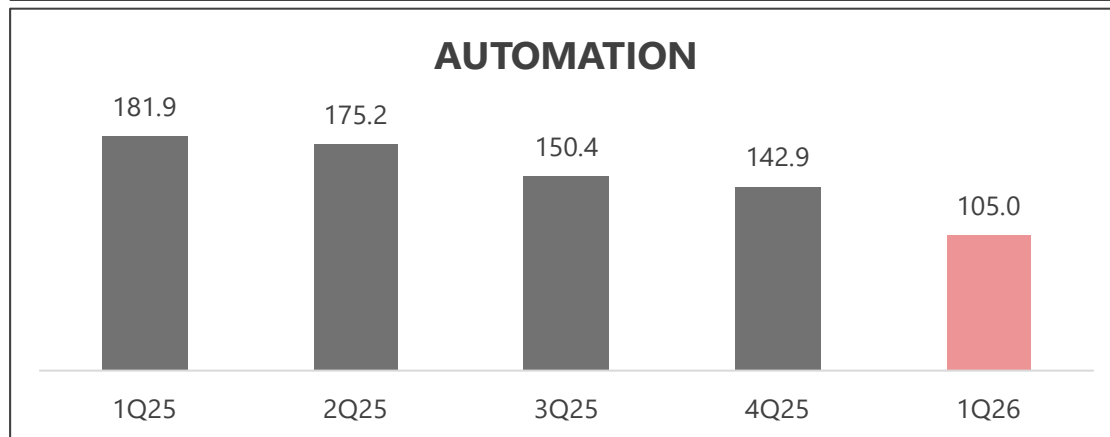
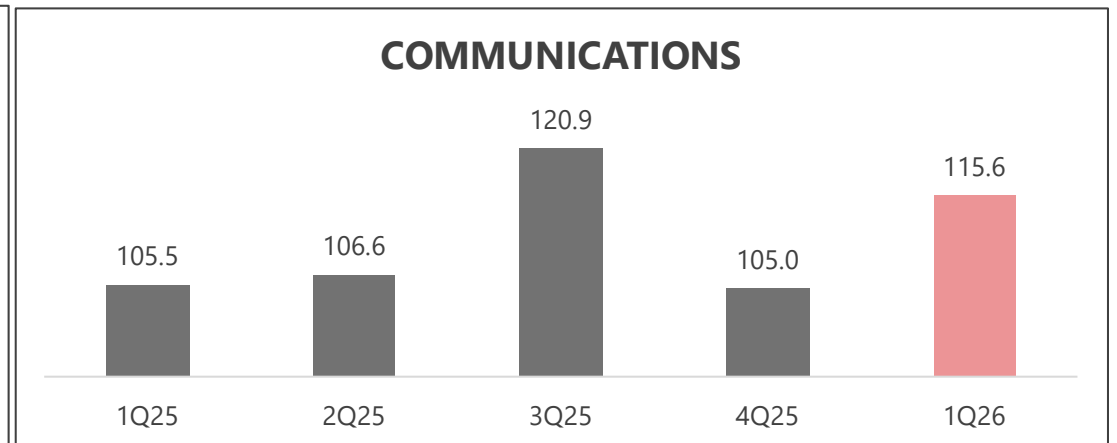
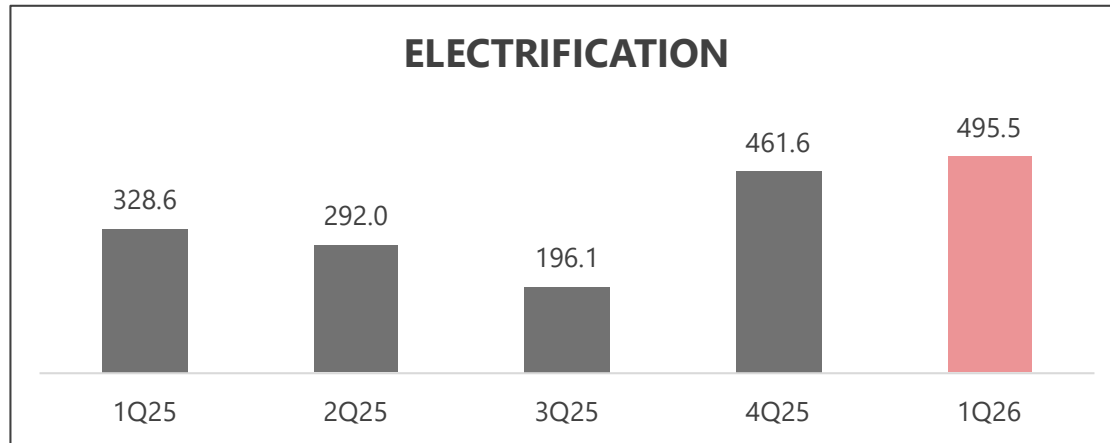
(S\$ million)



Order Book by Business Segment

By Business, Q-o-Q

(S\$ million)



Business Overview

- Revenue growth of 29.1% year-on-year from S\$205.5 million to S\$265.2 million in 1Q2026 primarily driven by stronger contribution from the Electrification segment in the Americas region
- S\$271.2 million of new order intake in 1Q2026
- Healthy book order of S\$716.0 million as at 31 March 2026
- Noted increases in hardware and software prices
- Current global economic outlook and inflationary pressures continue to present uncertainties in the market

Key Developments/Update on Strategy

Electrification

- Secured new lease of 241k square feet industrial space , anticipated to be operational in May 2026, start up costs will impact profitability
- Purchase of new property, progressing to look at construction of buildings
- Continue to strengthen position in Data Centres
- Reduce exposure to renewables and municipal markets, closing the municipal projects is proving to be more troublesome and costly

Communications

- Continue to expand presence in USA, exploring a couple of acquisitions
- Continue to expand our customer base in Data Centres
- Focus on critical communications and security solutions

Automation

- Focus on improving profitability of Automation business in the USA region
- Focus on infrastructure related businesses

Outlook

CSE is well positioned to achieve a healthy financial performance in 2026 with an order book of S\$716.0 million as at 31 March 2026. However, the current global economic outlook and inflationary pressures continue to present uncertainties in the markets we operate.

Our strategy to focus on Electrification and Communications businesses is expected to yield positive outcomes for the Group. We believe CSE stands to benefit from the growing data centre demand in relation to our Electrification and Communications focused strategies. Notwithstanding, we will incur significant start up costs and working capital for the data centre business which will impact our profitability.

We will also expand our engineering capabilities and technology solutions to pursue new market opportunities brought about by the emerging trends towards urbanisation, electrification and decarbonization.



CSE

Q&A